



CANADA

THE MILITARY AND HOSPITALLER ORDER OF  
SAINT LAZARUS OF JERUSALEM

GRAND PRIORY IN CANADA

ORDRE MILITAIRE ET HOSPITALIER DE  
SAINT-LAZARE DE JÉRUSALEM

GRAND PRIEURÉ AU CANADA

30 June - 20 August  
R.R.# 2 Shelburne

Ontario, L0N 1S0

Chev. Fred McCahey, KCLJ  
C I C Suite 1652  
135 South LaSalle Street  
Chicago, IL 60603

Dear Fred:

Last night I heard from Dr. von Leden that you have been made a member of the international committee headed by Prinz Willy von Thurn und Taxis that is to study and recommend standardization of Dress, Regalia and Insignia. I promised to send you a copy of our Regulations governing these things which were the result of much study and research at the time that we reunited in Canada.

I should also tell you. that right after Oxford I was asked to submit a report on Dress and Regalia, unfortunatley I cannot put my hands at this time. I do have a good memory of some of the main points of exception that were recommended. Dress-That the basic Green and White uniform colours and Black Trousers with a Gold stripe be maintained universaly however recognizing that cultural differences such Highland Dress and Military Uniforms were correct. Another exception was headgear, National Headgear (Africa), Green Beret (Canada) and the Flat Peaked Cap (France) are examples.

Enclosed are the exerpts from our Regulations. I trust that you may find them interesting and usful.

Kindest personnal regards

Sincerely

A.A. Duncanson, GCLJ, KMLJ  
Grand Prior

CHAPTER 7 - DRESS REGULATIONS

SECTION I - DRESS

GENERAL

1. The dress regulations contained in this chapter will be adhered to by all members of the Order. Any deviation must be approved by the Executive Committee of the Order.
2. Capes of the Order are compulsory and will be purchased immediately upon admittance of a member to the Order.
3. The acquisition of a Mess Kit is encouraged but it is not mandatory.

FORMAL DRESS

1. This dress is worn at investitures and on other formal occasions of the Order or where the Order is to be represented.

2. Cape

It consists of the black cloth cape lined in emerald green rayon or silk to reach six inches from the ground. The collar is coach-man style in emerald (St. Lazarus) green wool. A large green maltese cross edged in gold is sewn on the left breast. The cape closes at the neck with a hook and eye and on the upper chest with a gilt or black metal lion-head clasp and chain.

3. The ladies' cape is similar to the above except that it is fitted with a hood made of the same cloth and lined with the same emerald green rayon or silk as is the cape.

4. Mess Kit

The mess jacket is military pattern, waist length of light weight rifle green wool material with black satin-finish faced narrow shawl collar, front closing of one (1) link pair or large St. Lazarus buttons. The epaulettes (shoulder straps) are of emerald green cloth. The lower sleeve has three (3) small St. Lazarus buttons. All buttons are gilt.

5. Collar badges are worn with the top of the badge 3/4 inch below the bottom of the miniatures. The top of the miniatures is five inches from the shoulder seam at the neck.

6. The white mess jacket (alternate) is similar to the above but the jacket is of a light weight wash and wear white material with a narrow shawl collar faced with emerald green and epaulettes (shoulder straps) of emerald green.
7. The rifle green or the white mess jacket may be worn interchangeably on any occasion where formal dress is appropriate.
8. The trousers are cuffless, pleatless, high rise pattern of rifle green light weight wool material with gold stripes on outer leg seams, or black evening trousers, tartan trews or kilt.
9. The shirt is a white evening shirt with turndown or wing collar, with sleeves and French cuffs.
10. The tie is a black bow tie.
11. The cummerbund is black or emerald green with pleats worn facing up. The material may also be of the same material and design as the Grand Priory tie.
12. The footwear is plain pattern black oxfords or patent leather with black socks. (Half Wellington boots or Highland slippers optional).
13. The head dress (optional) is a Royal Marine green beret or Balmoral (if trews or kilt is worn) with a St. Lazarus cap badge worn over and one inch above the left eyebrow with the beret.
14. Tunic  
The tunic may be worn by those members in possession of this form of dress. It is worn with one of the same trousers, shirt, footwear and head dress shown above. The tie is tie of the Order or black four in hand.
15. Ladies Dress  
The ladies wear formal evening dress with cape. The mantilla is optional.
16. Other Uniforms, White Tie, Black Tie  
Members not in possession of mess kit or tunic may wear appropriate dress of uniformed organizations, white tie or black tie.
17. Members wearing the appropriate dress of a uniform organization will wear orders, decorations and medals in accordance with the dress regulations of the organization to which they belong.

MORNING DRESS, LOUNGE SUIT, AFTERNOON DRESS FOR LADIES

1. Morning dress, lounge suit, afternoon dress for ladies may be worn on appropriate occasions.

INFORMAL DRESS

1. This dress is worn on semi formal or informal occasions of the Order or where the Order is to be represented and where formal dress would not be appropriate.
2. It consists of morning dress or a lounge suit with the tie of the Grand Priory or the Order and the cape of the Order. The head dress (green beret) is optional.

3. Ladies dress

The ladies wear afternoon dress with cape. The mantilla is optional.

4. Members of Uniformed organizations

Members of uniformed organizations may wear appropriate uniform of their organization with cape, if not contrary to their regulations.

CASUAL DRESS

1. This dress may be worn on informal and recreational occasions.

2. Blazer

It consists of the blazer of the Order in navy blue or green, single or double breasted. The blazer closes with St. Lazarus buttons and with three small St. Lazarus buttons on each sleeve. The official blazer crest of the Order is a green St. Lazarus cross edged in gold with the Coat of Arms of the Grand Priory of Canada centered thereon.

3. Other blazer crests now in use within the Order may be worn until they require replacement.
4. The tie is the tie of the Grand Priory or the tie of the Order.

SECTION II - BADGES OF RANK

BADGES OF RANK

1. The shoulder badges of rank for mess kit and tunic are:
  - (a) Knight Grand Cross - Initials SLJ in gilt at the bottom of the epaulette. Three gold and green maltese crosses angled with maple leaves.
  - (b) Knight Commander - As for (a) above but with two gold and green maltese crosses angled with maple leaves.
  - (c) Knight - As for (a) above but with one gold and green maltese cross angled with maple leaves.
  - (d) Commander - As for (a) above but with three silver and green maltese crosses angled with maple leaves.
  - (e) Officer - As for (a) above but with two silver and green maltese crosses angled with maple leaves.
  - (f) Member - As for (a) above but with one silver and green maltese cross angled with maple leaves.

SECTION III - INSIGNIA

RANK INSIGNIA

1. The insignia for the ranks of the Order are as follows. The wearing of these insignia with formal, informal and casual dress is shown under the section WEARING OF INSIGNIA.
  - (a) Gentlemen
    - Knight Grand Cross - Gilt breast star; broad green ribbon shoulder sash; gilt and enamel knight's neck cross with trophy and broad or narrow neck ribbon; full size or miniature medals.
    - Knight Commander - Gilt breast star; gilt and enamel knight's neck cross with trophy and broad or narrow neck ribbon; full size or miniature medals.
    - Knight - Gilt and enamel knight's neck cross with trophy and broad or narrow neck ribbon; full size or miniature medals.
    - Officer - Full size or miniature medals.

(b) Ladies

Dame Grand Cross - Gilt breast star; narrow green ribbon sash; gilt and enamel dame's cross, full size or miniature medals with bow.

Dame Commander - Gilt breast star; gilt and enamel dame's cross, full size or miniature medals with bow.

Dame - Gilt and enamel dame's cross, full size or miniature medals with bow.

Commander - Gilt and enamel cross, unadorned; full size or miniature medals with bow.

Officer - Full size medals or miniatures with bow.

Member - Full size or miniature medals with bow.

(c) Ecclesiastics

Ecclesiastical Grand Croix - Gilt breast star; broad green ribbon shoulder sash; gilt and enamel ecclesiastic neck cross suspended from a wreath and broad or narrow neck ribbons; full size or miniature medals. (Chaplains of the Forces suspend their cross from a trophy).

Ecclesiastical Commander - Gilt breast star; gilt and enamel ecclesiastic neck cross suspended from a wreath and broad and narrow neck ribbons; full size and miniature medals.

Chaplains - Gilt and enamel ecclesiastic neck cross suspended from a wreath and broad and narrow neck ribbons; full size and miniature medals.

2. Armigerous Members are entitled to wear the Cross of Justice and Noble Merit, worn on the right breast.
3. Companions of the Order wear a gilt and enamel neck star.
4. The Order of Merit - See Chapter 5 - Administration, page 33, Order of Merit.
5. Diagrams of the four classes of the Order of Merit are shown at Appendix A.

SECTION IV - WEARING OF ORDERS, DECORATIONS, MEDALS AND INSIGNIA

GENERAL

1. Gentlemen

Only one full size neck badge will be worn in Formal or Informal Dress (lounge suit). With mess jacket, white tie or black tie the miniature (narrow width) ribbon is worn under the band of the tie so that the badge hangs one inch below the bow tie. A miniature of this badge should be included in those worn from the medal bar.

2. The miniature badges of all orders, decorations and medals are worn suspended from a metal bar attached to the left lapel of the jacket or coat.
3. Up to four Stars of Order may be worn on the left side of the mess jacket and with white tie. If two stars are worn either the senior star may be worn directly above the junior or the two stars may be worn in line with one another and with the senior star nearer to the centre of the body. If three stars are worn the senior star should be worn above the two junior stars in a triangular pattern. If four stars are worn stars should be worn one over two over one in diamond pattern, the senior star at the top. Only one star of an Order is worn on the left side of the coat with dinner jacket.
4. Two neck badges may be worn with the tunic, the senior badge suspended from the full width ribbon which is worn under the shirt collar so that the badge rests on the tie immediately below the knot. The second badge is worn with its ribbon emerging from the top buttonhole. Up to four stars may be worn on the left side of the tunic. Full size orders, decorations and medals mounted on a medal bar are worn attached to the tunic over the left breast pocket.
5. In morning dress and lounge suit only one full size neck badge is worn suspended from a full width ribbon. The ribbon is worn under the shirt collar so that the badge rests on the tie immediately below the knot. Up to four stars may be worn on the tail coat and one star only on the Director's coat. No stars are worn with lounge suits. Full size orders, decorations and medals suspended from a medal bar are worn with morning dress and lounge suit.

6. Ladies - Long Evening Dress

Only one full size badge, that would be worn at the neck by men, should be worn on a bow and attached to the dress immediately above the miniatures worn suspended from a medal bar. The miniature of this badge should be included in those worn from the medal bar. If in possession of only one order, decoration or medal, it may be worn on a bow.

7. Up to four stars or orders may be worn on the left side of the dress, except when men are wearing black tie, when only one star of an order should be worn on the left side of the dress.

8. Ladies - Afternoon Dress

Only one full size badge that would be worn at the neck by men should be worn on a bow and attached to the dress immediately above the full size orders, decorations and medals suspended from a medal bar. If in possession of only one such award it may be worn on a bow.

9. Only one star of an order should be worn on the left side of the dress below all other insignia.

10. When attending a function where men are wearing lounge suits only one full size badge that would be worn at the neck by men should be worn. The badge is worn on a bow attached to the dress immediately above the medal bar.

11. If the function is during the day full size orders, decorations and medals are worn. If the function is in the evening miniatures may be worn.

12. Members of Uniformed Organizations

The Armed Forces, Police Forces, etc. should wear insignia of their orders, decorations and medals as set out in their particular dress regulations.

WEARING OF THE ORDER OF MERIT

1. The Order of Merit Class I or II, Military and Civil Divisions will be worn as a neck cross with mess jacket, white tie, black tie and morning dress when it is the senior order. When a tunic is worn it may be worn as a second or third neck decoration emerging from the first or second buttonhole depending upon its seniority.



2. When the gilt and enamel knights neck cross with trophy is worn (e.g. Knights Commander and Knights) the Order of Merit will be worn in miniature on the medal bar, or on tunic, morning dress and lounge suit in full size.
3. Ladies will wear the Order of Merit on a bow attached to the dress when it is the senior order. If the lady is a member of the Forces, a miniature should be included in those worn from the medal bar.

#### WEARING OF OTHER INSIGNIA

##### 1. Formal Dress

- (a) Knights Grand Cross - The broad green ribbon shoulder sash is worn over the right shoulder under the mess jacket across the chest in such a way that the bow rests on the left hip passing under the cummerbund. To the bow is attached the gilt and enamel knight's neck cross with trophy. The gilt breast star is affixed to the left breast.

The broad green ribbon shoulder sash is worn under the right epaulette and across the chest of the Tunic in such a position that the bow rests on the left hip. To the bow is attached the gilt and enamel knight's cross with trophy. The gilt breast star is affixed to the left breast. Stars up to a maximum of four are worn on the left breast in a similar fashion as for the mess jacket. Two neck badges may be worn, the senior one under the tie and the junior one on the first buttonhole. Full size medals on a single bar are worn on the left breast. For evening wear miniature medals on a single bar are worn instead of the full size medals.

With the White Tie the broad green ribbon shoulder sash is worn over the waistcoat. Orders, decorations and medals are worn in a similar fashion to the mess jacket as shown above.

With the Black Tie no broad green ribbon shoulder sash is worn. Orders, decorations and medals are worn in similar fashion to the White Tie with the exception that only one star of an order is worn on the left breast.

- (b) Knight Commander - In all formal dress Knights Commander conform to Knights Grand Cross without the broad green ribbon shoulder sash and star.
- (c) Knight - In all formal dress Knights conform to Knights Grand Cross without the broad green ribbon shoulder sash and star.

- (d) Commander - As for Knight but neck cross is unadorned.
  - (e) Officer and Member - Medal only will be worn.
  - (f) Ladies
    - (i) Dames Grand Cross - Wear the narrow green ribbon shoulder sash across the right shoulder.  
  
Only one full size badge that would be worn at the neck by men should be worn. The badge is worn on a bow and attached to the dress immediately above the miniatures. A miniature of this badge should be included in those worn from the medal bar. Up to four stars of orders may be worn on the left side of the dress in the same pattern as for gentlemen.
    - (ii) Dames Commander - Conform to Dames Grand Cross without the narrow green ribbon shoulder sash.
    - (iii) Dames - Conform to Dames Grand Cross without the narrow green ribbon shoulder sash and star.
    - (iv) Commander - As for Dame but the cross is unadorned.
    - (v) Officer and Member - Medal only will be worn.
  - (g) Members of Uniformed Organizations - Should wear the insignia of their orders, decorations and medals as laid down in the dress regulations of the organization to which they belong.
  - (h) Armigerous Members - May wear the Cross of Justice on the right breast.
2. Diagrams showing the proper wearing of insignia in formal dress are shown at Appendix B.

#### INFORMAL DRESS

1. (a) Gentlemen - Morning Dress

Only one appropriate neck badge should be worn suspended from full width ribbon. The ribbon is worn under the shirt collar so that the badge rests on the tie immediately below the knot. Up to four stars may be worn with morning dress.

Full size orders, decorations and medals suspended from a medal bar are worn attached to the left breast of the tail coat.

(b) Gentlemen - Lounge Suite

(i) Knights Grand Cross, Knights Commander and Knights and Commander wear appropriate neck decoration and full size medals. No stars are worn with lounge suit.

(ii) Officers and Members wear full size medals.

(c) Ladies

Only one full size badge, that would be worn at the neck by men should be worn. The badge is worn on a bow attached to the dress immediately above those worn from the medal bar. When attending a function when men are wearing informal dress, ladies should, if the function is during the day, wear full size orders, decorations and medals that are worn from a medal bar. If the function is in the evening, miniature medals may be worn.

2. Rosettes and Lapel Pin - May be worn with informal or casual dress.

Design of the rosettes and lapel pin are:

(a) Knight Grand Cross - Green rosette with miniature green cross on gold ribbon.

(b) Knight Commander - Green rosette with miniature green cross on gold and silver ribbon.

(c) Knights - Green rosette with miniature green cross on silver ribbon.

(d) Other members may wear a lapel pin - a silver and enamel Maltese Cross with a silver maple leaf in the centre.

3. Members of Uniformed Organizations - Should wear the insignia of their orders, decorations and medals as laid down in the dress regulations of the organizations to which they belong.

4. Diagrams showing the proper wearing of insignia in informal dress are shown at Appendix B.

5. Casual Dress

No insignia will be worn with Casual Dress; however, the appropriate lapel rosette may be worn.

6. Diagrams for the wearing of orders, decorations and medals are shown at Appendix B.

SECTION VI - DIAGRAMS

GENERAL

1. Following are diagrams showing manner in which orders, decorations and medals are shown.

2. FORMAL DRESS


(a) KNIGHTS AND DAMES GRAND CROSS



Mess Jacket

White Tie

Black Tie




Tunic



Ladies


(b) KNIGHTS AND DAMES COMMANDER




Mess Jacket

White Tie

Black Tie




Tunic



Ladies


(c) KNIGHTS AND DAMES



Mess Jacket

White Tie

Black Tie




Tunic



Ladies


(d) COMMANDERS



Mess Jacket

White Tie

Black Tie




Tunic



Ladies


(e) OFFICERS AND MEMBERS



Mess Jacket

White Tie

Black Tie



Tunic




Ladies




3. MORNING DRESS

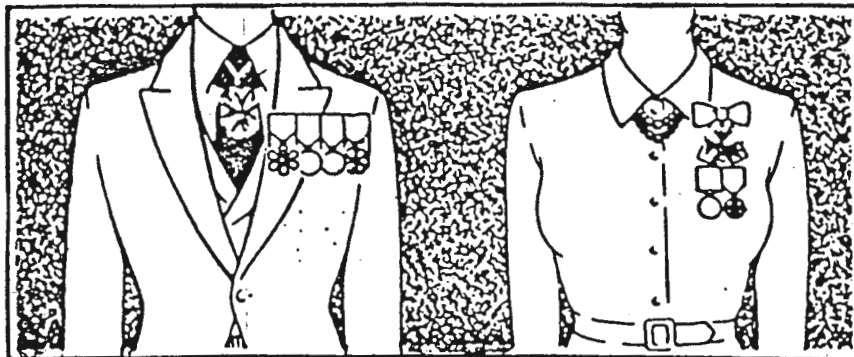
(a) KNIGHTS AND DAMES GRAND CROSS  
KNIGHTS AND DAMES COMMANDER



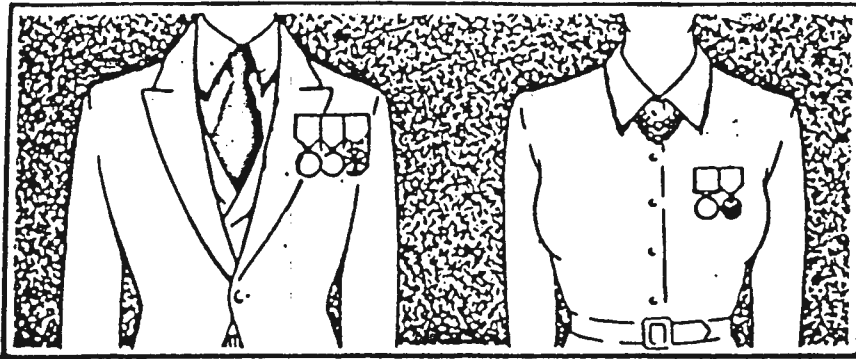
(b) KNIGHTS AND DAMES



(c) COMMANDERS




(d) OFFICERS AND MEMBERS




4. INFORMAL DRESS - LOUNGE SUIT

- (a) KNIGHTS AND DAMES GRAND CROSS  
KNIGHTS AND DAMES COMMANDER  
KNIGHTS AND DAMES



- (b) COMMANDERS



- (c) OFFICERS AND MEMBERS

